


THE CITY OF CHESTER CONSERVATIVE ASSOCIATION

Statement of Accounts

Statement Date: 19th August 2023

1. Statement of Accounts: accruals accounting

Administrative information	
Registered address	
4 Matthew Parker Street, Westminster, London, SW1H 9HQ	
Elected Representatives (ie MP, councillors if applicable)	
Name	Position
Simon Eardley	Cheshire West and Chester Borough Councillors
Razia Daniels	
Stuart Parker	
Mark Williams	
Margaret Parker	CWaC Borough Councillor
Graham Heatley	CWaC Borough Councillor
<p>Councillor Margaret Parker and Councillor Graham Heatley represent Gowry Rural Ward which is spread across the 3 constituencies of Ellesmere Port and Neston, City of Chester and Eddisbury.</p> <p>Councillor Stuart Parker is a resident and voter in the Ellesmere Port and Neston Constituency but represents the Cheshire West and Chester Borough Council ward of Christleton and Huntington which is within the City of Chester Constituency.</p>	
Responsible Officers	
For the purposes of the Political Parties Elections Referendums Act 2000 the responsible officers are:	
Name	Position
Neil Sullivan	Chairman and Registered Treasurer
	Deputy Chairman Finance and Deputy Registered Treasurer

Income and expenditure account			
	Note	2022	2023
Income			
Membership	1	8,808	5,563.31
Affiliations	2		
Donations	3	2,378	7,399.32
Branch Income	4	3,240	394.25
Fundraising income	5	16,702	810.00
Investment income	6	1,688	00
Transfers in	7		0
Property & rental income/Office services	8	10,500	9,217.36
Miscellaneous	9	530	714.00
Gain on disposal of shares		39,239	
Total income		83,035	24,098.24
Expenditure			
Premises			8,786.95
Office costs		15,836	3,176.02
Branch Expenditure	4	2,726	430.48
Staff costs	10	22,170	8,113.94
Transfers out	7		14,510.35
Campaigning costs		10,717	15,272.05
Fundraising costs	5	1,666	
Financing charges and taxation	11		
Depreciation	12	99	
Miscellaneous	9	173	140.00
Total expenditure		53,387	50,429.79
(Deficit)/surplus		29,698	(26,331.55)

Balance sheet			
	Note	2022	2023
Fixed assets			
Property	14		
Fixtures and fittings	14		
Office equipment	14	894	894
Investment property	6	90,577	90,577
Other investments	6	1,275	1,275
Total fixed assets	-	92,746	92,746

Current assets			
Cash in hand and at bank	6	26,082	
Stock (Unit Trusts/shares)	13	92,746	92,746
Total current assets	-	118,828	92,746
Liabilities			
Creditors and Accruals		600	850
Loans outstanding	15		
Total liabilities	-	600	850
Total Net Assets/(Liabilities)	-	118,228	91,896
Accumulated Fund B/fwd		88,530	118,228
Surplus/(Deficit)		29,698	(26,332)
Asset Value Adjustments	16		
Accumulated Fund C/fwd		118,228	
Revaluation Reserve	14		
Total Reserves		118,228	91,896

Notes to the Accounts:

Note 1 'Membership' Accounting Note:

Description	2022	2023
Membership fees received directly by the accounting unit.	5,968	4,126.00
Membership fees received centrally by the central party on behalf of accounting units	2,840	1,437.31
Total Membership	8,808	5,563.31

Note 2 'Affiliations' Accounting Note

Affiliate	2022	2023
<i>Not applicable to Conservative Party</i>		
Total		

Note 3 'Donations' Accounting Note

Donations	2022		2023	
	Cash	Non-Cash	Cash	Non-Cash
	2,378	0	7,399.32	0
Total	2,378	0	7,399.32	0

During the year the unit had donations totalling £0 (nil) that were **reportable to the Electoral Commission**, ie that were over £1,500 from the same donor in the year.

The total donation figure shown under income above is greater than this because of donations received that were from other constituency Associations and/or internal party organisations or from individuals which were below the PPERA reporting threshold.

Note 4 Branch Income and Expenditure Accounting Note

	2022			2023		
	Income	Of which: paid to assoc as quota	Expend	Income	Of which: paid to assoc as quota	Expend
Boughton Heath	438	218	150	229.25	229.25	
Women's	1,650	800	850		36.23	
Overleigh				165.00	165.00	
Mollington	55	55				
Total	2,144	1,074	1,000	394.25	430.48	0.00

Note 5 - Fundraising Income and Expenditure

	Income	Expenditure

General fundraising costs	810.00	0.00
Total	810.00	0.00

Note 6: Investment Income

	2022		2023	
Investment Income from Fixed Assets and Other Investments				
	Value as at 31/12/22	Dividend Received	Value as at 19/08/23	Dividend Received
Share Holding R	90,577	1,688	90,577	0
Share Holding UB	1,275		1,275	0
	91,852	1,688	1,275	0
Capital Gain/ (Loss)	34,572		0	

	2022			2023		
Trust Property	Net Asset Value of Trust as 31/12/22	Value of 50% Holding	Income Rec'd	Net Asset Value of Trust as 11/08/23	Value of 50% Holding	Income Rec'd
Name of Trust						

Investment income from current assets:				
Bank Accounts	Balance as at 31/12/22	Interest Received	Balance as at 11/08/23	Interest Received
Bank of Scotland	23,777		12,271.27	0.00
Barclays	2,129		2,239.08	0.00
Rathbones	2			
Total	25,908		14,510.35	0.00

Note 7 - 'Transfers' Accounting Note

Transfer From/To	Purpose of Transfer	Amount	
		Incoming	Outgoing
City of Chester Association to North West Cheshire Conservatives Multi Constituency Federation	Creation of new associations and managed by a new Multi Constituency Federation		14,510.35
Total			

Note 8 Property and rental income/Office services

Source	2022	2023
Rental office space & facilities to Ellesmere Port and Neston Conservative Association	3,816	1,144
Total	3,816	1,144

Note 9: Miscellaneous Income and Expenditure

	2022		2023	
	Income	Expenditure	Income	Expenditure
	530	173	714	140
Total	530	173	714	140

Note 10 Salary Costs

	2022	2023
Salary Costs	19,636	6728.18
National Insurance/Social Security Costs	1,662	1212.16
Training cost	872	173.60
Total	22,170	8,113.94
	2022	2023
Number of staff	2	1

Note 11: Financing charges, loan repayment & taxation

	2022	2023
Corporation Tax	0	
Total	0	

Note 12 Fixed Assets

Asset Cost	Property	Fixtures and Fittings	IT Equipment	Total
Balance B/fwd (A)		922	9,258	10,180
Additions				
Disposals				
Revaluation				
Balance C/fwd (B)		922	9,258	10,180

Depreciation	Property	Fixtures and Fittings	IT Equipment	Total
	N/A	Straight Line over X years	Straight Line over Y years	
Balance B/fwd (C)	-	798	8,488	9,286
Disposals	-			
Charge for the year	-			
Balance C/fwd (D)	-	798	8,488	9,286
Net Book Value B/fwd(A-C)		124	770	894
Net Book Value C/fwd(B-D)		124	770	894

Note 13 Stock

		2022	2023
Opening Balance		91,852	91,852
Movements	Increase		
	Decrease		
Total		91,852	91,852

Note 14 Debtors and Pre-Payments

Description	2022	2023
Pre-Payments	280	
Total	280	

Note 15 Loans


	2022	2023
Outstanding amount at start of year	0	
Capital Repayment	0	
New Loans or Mortgage	0	
Total	0	

Note 16: Profit/(Loss) on Disposal of Assets


Item	NBV at Date of Disposal	Sale Proceeds	Profit/(Loss) on Disposal
Total			

Declarations

I confirm that the above Statement of Accounts has been prepared in accordance with guidance issued by the Electoral Commission and is correct to the best of my knowledge. In addition, I confirm that these accounts have been approved by the Executive Council:

Signature	Position	Date
	Chairman & Registered Treasurer	26/08/24

I have examined the Income and Expenditure Account and Balance Sheet for the year ending 31st December 2023 together with the underlying accounting records and confirm that the accounts are in accordance therewith.

Signature	Position	Date
	Independent verifier	26/03/24