

# TWICKENHAM CONSERVATIVE ASSOCIATION

## Statement of Accounts

**Statement Date: 31 December 2023**

### 1. Statement of Accounts: accruals accounting

| Administrative information  |                                   |
|---|-----------------------------------|
| Registered address  |                                   |
| 4 Matthew Parker St, London, SW1H 9HQ   |                                   |
| Elected Representatives (ie MP, councillors if applicable)  |                                   |
| Name  | Position                          |
| Geoffrey Samuel   | Councillor (to 10 November 2023)  |
|   |                                   |
| Responsible Officers  |                                   |
| For the purposes of the Political Parties Elections Referendums Act 2000 the responsible officers are:  |                                   |
| Name  | Position                          |
| John Davey (from 23 May 2023)   | Chairman and Registered Treasurer |
| Katie Harrison (to 23 May 2023)   |                                   |
| Paul Frieze   | Deputy Registered Treasurer       |
| Political activities  |                                   |
| Overview of political activities  |                                   |
| <p>At the end of January, our Parliamentary Spokesperson, [REDACTED], resigned because of ill health. A new Spokesperson, Jonathan Hulley, was selected at the May AGM.</p> <p>Mid-year saw hustings for London Mayoral and GLA SW Area candidates.</p> <p>Jonathan Hulley began canvassing quickly and got involved in a number of campaigns whilst also successfully seeking sponsorship. He was selected as our Parliamentary Candidate at a SGM in September when several constitutional changes were effected as a result of Parliamentary Boundary changes, effected 20 September.</p> <p>Towards the end of the year saw much canvassing and campaigning for Jonathan Hulley and Ron Mushiso, our SW Area candidate. This was unexpectedly interrupted by the passing of Councillor Geoffrey Samuel on 10 November. This led to short intense campaigns in Hampton North and Teddington (the latter the result of the death of another local councillor) for by-elections on 18<sup>th</sup> January 2024.</p> <p>In early December, Steve Tuckwell MP, gave a talk at a Pints &amp; Politics event.</p> |                                   |

|  |
|--|
| <b>Branches</b>  |
| <p>The TCA has the following branches.</p> <ul style="list-style-type: none"> <li>- Hamptons (Hampton, Hampton North, Fulwell &amp; Hampton Hill)who, in August, hosted another successful Summer Luncheon,</li> <li>- Twickenham (West Twickenham, South Twickenham, Twickenham Riverside),</li> <li>- Heathfield &amp; Whitton, became Heathfield after 20<sup>th</sup> September following the Parliamentary Boundary changes,</li> <li>- Hampton Wick &amp; Teddington, became Hampton Wick &amp; South Teddington in July,</li> <li>- St Margaret's &amp; North Twickenham.</li> </ul>  |
| <b>Financial Activities</b>  |
| <b>Income overview</b>   |
| <p>Membership was down some 20% over the year with a commensurate drop in income. Rental from the upstairs apartment continued to contribute significantly to the Association's financial position. However, this was offset somewhat by the costs for a new mixer unit and new boiler midway through the year.</p> <p>Donations increased significantly as a result of Jonathan Hulley's active campaigning.</p> <p>A significant interruption occurred at the beginning of November when Barclays unexpectedly closed our account, apparently for inadequate information with respect to Money Laundering Regulations. The account was reinstated early December but it caused a major hiccup in the day to day running of income and expenditure.</p> |
| <b>Expenditure overview</b>  |
| <b>Continuing expenditure</b>  |
| <p>Expenditure on the local elections was significantly down from 2022.</p> <p>Upkeep of the office will need some significant investment over the coming years.</p>   |
| <b>Additional investment</b>   |
| <p>No investment is currently planned.</p>   |
| <b>Balance sheet overview</b>  |
| <p>The balance sheet showed net current assets (funds available to spend) of £27,772 at the year-end.</p>  |
| <b>Accounting notes</b>  |
| <b>Accounting convention</b>   |
| <p>These accounts have been prepared using the accruals accounting method but with membership income recognised when received, the same as last year.</p>  |



| <b>Income and Expenditure Account</b>      |      |               |                |
|--|------|---------------|----------------|
|  | Note | 2023          | 2022           |
| <b>Income</b>                              |      |               |                |
| Membership                                 | 1    | 9,327         | 12,205         |
| Affiliations                               | 2    |               |                |
| Donations                                  | 3    | 17,625        | 1,325          |
| Branch Income                              | 4    | 1,841         | 1,465          |
| Fundraising income                         | 5    | 1,693         | 0              |
| Investment income                          | 6    | 16            | 3              |
| Transfers in                               | 7    |               |                |
| Property and rental income/Office services | 8    | 17,520        | 17,430         |
| Miscellaneous                              | 9    |               |                |
|  |      |               |                |
| Total income                               |      | <b>48,022</b> | <b>32,428</b>  |
| <b>Expenditure</b>                         |      |               |                |
| Premises                                   |      | 10,001        | 3,580          |
| Office costs                               |      | 2,876         | 2,897          |
| Branch Expenditure                         | 4    | 605           | 1,997          |
| Staff costs                                | 10   |               |                |
| Transfers out                              | 7    |               |                |
| Campaigning costs                          |      | 10,844        | 31,295         |
| Fundraising Costs                          | 5    | 500           | 0              |
| Financing charges and taxation             | 11   | 837           | 0              |
| Depreciation                               | 12   | 388           | 432            |
| Miscellaneous                              | 9    | 1,405         | 1,145          |
| Profit/Loss on Disposal of Assets          | 16   |               |                |
|  |      |               |                |
| Total expenditure                          |      | <b>27,456</b> | <b>41,346</b>  |
| Surplus/deficit                            |      | <b>20,566</b> | <b>(8,918)</b> |

| <b>Balance Sheet</b>              |      |                |                |
|-----------------------------------|------|----------------|----------------|
|                                   | Note | 2023           | 2022           |
| <b>Fixed assets</b>               |      |                |                |
| Property                          | 12   | 366,025        | 366,025        |
| Fixtures and fittings             | 12   | 3,433          | 3,815          |
| Office equipment                  | 12   | 18             | 24             |
| Investment property               | 6    |                |                |
| Other investments                 | 6    |                |                |
|                                   |      |                |                |
| Total fixed assets                |      | <b>369,476</b> | <b>369,864</b> |
| <b>Current assets</b>             |      |                |                |
| Cash in hand and at bank          | 6    | 36,426         | 16,481         |
| Stock                             | 13   |                |                |
| Debtors and Prepayments           | 14   | 3,436          | 800            |
|                                   |      |                |                |
| Total current assets              |      | <b>39,862</b>  | <b>17,281</b>  |
| <b>Liabilities</b>                |      |                |                |
| Creditors and Accruals            |      | 10,505         | 8,878          |
| Loans outstanding                 | 15   | 1,585          | 1,585          |
|                                   |      |                |                |
| Total liabilities                 |      | <b>12,090</b>  | <b>10,463</b>  |
|                                   |      |                |                |
| Total Net Assets/(Liabilities)    |      | <b>397,248</b> | <b>376,682</b> |
| <b>Reserves</b>                   |      |                |                |
| Accumulated fund at start of year |      | 376,682        | 385,600        |
| Surplus/deficit                   |      | 20,566         | (8,918)        |
| Accumulated fund at end of year   |      | 397,248        | 376,682        |
| Asset Revaluation Reserve         |      |                |                |
| Other funds                       |      |                |                |
|                                   |      |                |                |
| Total Reserves                    |      | <b>397,248</b> | <b>376,682</b> |

## Notes to the Accounts

### Note 1: Membership

| Description   | 2023         | 2022          |
|---|--------------|---------------|
| Membership fees received directly by the accounting unit. | 949          | 1,064         |
| Membership fees received via/paid to the central party    | 8,378        | 11,141        |
| <b>Total Membership</b>                                   | <b>9,327</b> | <b>12,205</b> |

### Note 2: Affiliations

| Affiliate    | 2023 | 2022 |
|--------------|------|------|
|              |      |      |
|              |      |      |
| <b>Total</b> |      |      |

### Note 3: Donations

| Donations      | 2023          |          | 2022         |          |
|----------------|---------------|----------|--------------|----------|
|                | Cash          | Non Cash | Cash         | Non Cash |
| Cash donations | 17,625        |          | 1,325        |          |
|                |               |          |              |          |
|                |               |          |              |          |
| <b>Total</b>   | <b>17,625</b> |          | <b>1,325</b> |          |

During the year the unit had donations totalling £16,170 that were **reportable to the Electoral Commission**, ie that were over £1,500 from the same donor in the year.

The total donation figure shown under income above is greater than this because of donations received that were below the PPERA reporting threshold.

### Note 4: Branch Income and Expenditure

|              | 2023         |                                  |            | 2022         |                                  |              |
|--------------|--------------|----------------------------------|------------|--------------|----------------------------------|--------------|
|              | Income       | Of which: paid to assoc as quota | Expend     | Income       | Of which: paid to assoc as quota | Expend       |
| The Hamptons | 1,152        |                                  | 65         | 1,000        |                                  | 1,341        |
| Heathfield   | 689          |                                  | 540        | 465          |                                  | 656          |
| Whitton      | 0            |                                  | 0          | 0            |                                  | 0            |
|              |              |                                  |            |              |                                  |              |
| <b>Total</b> | <b>1,841</b> |                                  | <b>605</b> | <b>1,465</b> |                                  | <b>1,997</b> |



**Note 5: Fundraising Income and Expenditure**

| Income streams     | Income       | Expenditure |
|--------------------|--------------|-------------|
| Fundraising events | 1,693        | 500         |
|                    |              |             |
|                    |              |             |
|                    |              |             |
| <b>Total</b>       | <b>1,693</b> | <b>500</b>  |

**Note 6: Investment Income**

|   | 2023                       |                      | 2022                       |                      |
|---|----------------------------|----------------------|----------------------------|----------------------|
| Investment Income from Fixed Assets and Other Investments |                            |                      |                            |                      |
|   | Value as<br>at<br>31/12/23 | Dividend<br>Received | Value as<br>at<br>31/12/22 | Dividend<br>Received |
| Share Holdings  |                            |                      |                            |                      |
| Capital<br>Gain/ (Loss)                                   |                            |                      |                            |                      |

|                | 2023                                 |                  |              | 2022                                 |                  |              |
|----------------|--------------------------------------|------------------|--------------|--------------------------------------|------------------|--------------|
| Trust Property | Net Asset Value of Trust as 31/12/23 | Value of Holding | Income Rec'd | Net Asset Value of Trust as 31/12/22 | Value of Holding | Income Rec'd |
| Name of Trust  |                                      |                  |              |                                      |                  |              |

| Investment income from current assets: |                        |                   |                        |                   |
|--|------------------------|-------------------|------------------------|-------------------|
| Bank Accounts                          | Balance as at 31/12/23 | Interest Received | Balance as at 31/12/22 | Interest Received |
| Current account                        | 16,809                 |                   | 11,942                 |                   |
| Deposit account                        | 16,711                 | 16                | 1,787                  | 3                 |
| Branch accounts                        | 2,906                  |                   | 2,752                  |                   |
| <b>Total</b>                           | <b>36,426</b>          | <b>16</b>         | <b>16,481</b>          | <b>3</b>          |

**Note 7: Transfers**

| Transfer From/To | Purpose of Transfer | Amount   |          |
|------------------|---------------------|----------|----------|
|                  |                     | Incoming | Outgoing |
|                  |                     |          |          |
|                  |                     |          |          |
| <b>Total</b>     |                     |          |          |

**Note 8: Property and rental income/Office services**

| Source                 | 2023          | 2022          |
|------------------------|---------------|---------------|
| Property rental income | 17,520        | 17,430        |
|                        |               |               |
| <b>Total</b>           | <b>17,520</b> | <b>17,430</b> |

**Note 9: Miscellaneous Income Expenditure**

|                 | 2023   |              | 2022   |              |
|-----------------|--------|--------------|--------|--------------|
|                 | Income | Expenditure  | Income | Expenditure  |
| Accountancy     |        | 1,185        |        | 1,110        |
| Sundry expenses |        | 220          |        | 35           |
|                 |        |              |        |              |
| <b>Total</b>    |        | <b>1,405</b> |        | <b>1,145</b> |

**Note 10: Salary Costs**

|  | 2023 | 2022 |
|--|------|------|
| Salary Costs                             |      |      |
| National Insurance/Social Security Costs |      |      |
| Training costs                           |      |      |
| <b>Total</b>                             |      |      |
|  | 2023 | 2022 |
| Number of staff                          |      |      |
| Average Cost                             |      |      |

**Note 11: Financing charges and taxation**

|                               | 2023       | 2022     |
|-------------------------------|------------|----------|
| Bank charges                  |            |          |
| Interest payable              | 0          | 0        |
| Taxation on investment income | 837        | 0        |
|                               |            |          |
| <b>Total</b>                  | <b>837</b> | <b>0</b> |

## Note 12 Fixed Assets

| Asset Cost        | Property | Fixtures and Fittings | IT Equipment | Total   |
|-------------------|----------|-----------------------|--------------|---------|
| Balance B/fwd (A) | 366,025  | 37,078                | 7,551        | 410,654 |
| Additions         |          |                       |              |         |
| Disposals         |          |                       |              |         |
| Revaluation       |          | n/a                   | n/a          |         |
| Balance C/fwd (B) | 366,025  | 37,078                | 7,551        | 410,654 |

| Depreciation        | Property | Fixtures and Fittings | IT Equipment         | Total  |
|---------------------|----------|-----------------------|----------------------|--------|
|                     | N/A      | 10% reducing balance  | 25% reducing balance |        |
| Balance B/fwd (C)   | -        | 33,263                | 7,527                | 40,790 |
| Disposals           | -        |                       |                      |        |
| Charge for the year | -        | 382                   | 6                    | 388    |
| Balance C/fwd (D)   | -        | 33,645                | 7,533                | 41,178 |

|                           |         |       |    |         |
|---------------------------|---------|-------|----|---------|
| Net Book Value B/fwd(A-C) | 366,025 | 3,815 | 24 | 369,864 |
| Net Book Value C/fwd(B-D) | 366,025 | 3,433 | 18 | 369,476 |

## Note 13 Stock

|                 | 2023 | 2022 |
|-----------------|------|------|
| Opening Balance |      |      |
| Movements       |      |      |
| Increase        |      |      |
| Decrease        |      |      |
| Closing Balance |      |      |

## Note 14 Debtors and Pre-Payments

| Description                           | 2023  | 2022 |
|---------------------------------------|-------|------|
| Pre-Payments                          | 787   | 800  |
| Deposits                              | 0     | 0    |
| Membership fees held by central party | 2,649 | 0    |
|                                       |       |      |
|                                       |       |      |
| Total                                 | 3,436 | 800  |



**Note 15: Loans**


|                                     | 2023  | 2022  |
|-------------------------------------|-------|-------|
| Outstanding amount at start of year | 1,585 | 1,585 |
| Capital Repayment                   | 0     | 0     |
| New loans or mortgages              |       |       |
| Outstanding amount at end of year   | 1,585 | 1,585 |

**Note 16: Profit/(Loss) on Disposal of Assets**



| Item  | NBV at Date of Disposal | Sale Proceeds | Profit/(Loss) on Disposal |
|-------|-------------------------|---------------|---------------------------|
|       |                         |               |                           |
| Total |                         |               |                           |

**Declarations**

I confirm that the above Statement of Accounts has been prepared in accordance with guidance issued by the Electoral Commission and is correct to the best of my knowledge. In addition, I confirm that these accounts have been approved by the Executive Council:

| Signature   | Position                                    | Date          |
|---|---|---------------|
|  | Deputy Registered Treasurer:<br>Paul Frieze | 29 April 2024 |

I have examined the Income and Expenditure Account and Balance Sheet for the year ending 31 December 2023 together with the underlying accounting records. I confirm that the accounts are in accordance therewith with the exception of Loans where insufficient information was available to enable the outstanding balances to be verified.

| Signature   | Position   | Date          |
|---|--|---------------|
|  | Independent verifier:<br><br>Heyburn Bennett Ltd | 29 April 2024 |